



TERMA
SINCE 1990

Manta

SPARKLING SILVER // 1280 — 540 // 50 mm connection valve + "Slim" thermostatic head // KTX 4

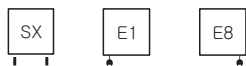
MODERN



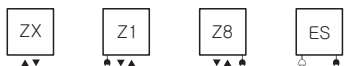





Standard connections:



Available on demand:

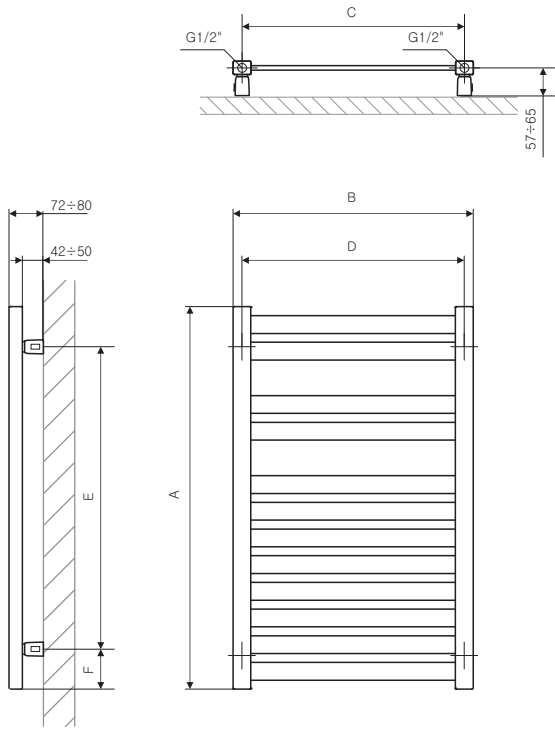


Sizes available:

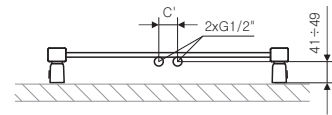


A	B	C	C'		75/65/20	55/45/20		D	E	F		
[mm]	[mm]	[mm]	[mm]		[W]	[W]	[W]	[mm]	[mm]	[mm]	[dm³]	[Kg]
860	540	500	50	RAL+TT	450	230	400	500	680	90	3,0	9,5
860	540	500	50	Chrom	285	145	300	500	680	90	3,0	9,5
860	640	600	50	RAL+TT	501	255	600	600	680	90	3,3	10,8
860	640	600	50	Chrom	323	165	300	600	680	90	3,3	10,8
1280	540	500	50	RAL+TT	589	301	600	500	1100	90	4,5	14,2
1280	540	500	50	Chrom	373	190	400	500	1100	90	4,5	14,2
1280	640	600	50	RAL+TT	666	340	600	600	1100	90	5,0	16,1
1280	640	600	50	Chrom	423	216	400	600	1100	90	5,0	16,1
1580	540	500	50	RAL+TT	690	352	800	500	1400	90	5,6	17,4
1580	540	500	50	Chrom	439	224	400	500	1400	90	5,6	17,4
1580	640	600	50	RAL+TT	784	400	800	600	1400	90	6,1	19,7
1580	640	600	50	Chrom	504	257	600	600	1400	90	6,1	19,7

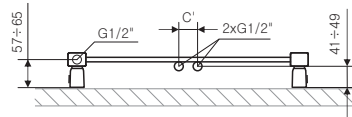
SX



ZX



Y1



Y8

